



# Smart Kids! Safe Kids!

## Level II



Seattle Fire Department



# INTRODUCTION

The Seattle Fire Department is pleased to provide this activity booklet with three important safety lessons:

- **Fire Safety at Home – Make a plan**
  - o Teaching tip: Have children share what they found or what they did to make their home safer.
  - o Teaching tip: Demonstrate the sound of a smoke alarm or have children draw their fire escape plan.
- **Match and Lighter Safety – Make good choices**
  - o Teaching tip: Have each child practice giving matches or lighters to an adult or tell a story of what they did to keep others safe.
- **911 Emergency – Know what to do**
  - o Teaching tip: Have children practice making an emergency call to report a fire or medical emergency. Ask them to include the problem, their name and home address.

We hope this collection of fun, educational worksheets will help reinforce fire and life safety into your regular learning activities. The activities are designed to engage children and encourage safety at home and play.


Thank you for your commitment to helping children develop valuable skills to keep themselves and others safe!

Sincerely,

**Seattle Fire Department**  
Public Education Section

# Feature Firefighter

# Meet Firefighter Kyle Shoecraft



Kyle is a firefighter. He's a fun guy. He loves to snowboard. Firefighter Kyle likes riding his bike. He always wears his helmet. Hiking is another fun thing Firefighter Kyle does. He hikes with his dogs. Their names are Baxter and Chocolate.

Firefighter Kyle works hard. He is an Inspector. He inspects buildings. He makes sure they follow fire safety rules. Firefighter Kyle says "the best way to stay safe from fire is to stop a fire before it starts." He prevents fires. He keeps people safe. He keeps firefighters safe.



Staying safe is important to Firefighter Kyle. He prevents fires at his house. He tests his smoke alarms. He practices his fire drill. He keeps things that can burn away from heaters. Keeping his home safe is important. He loves Baxter and Chocolate and wants them to have a safe home.



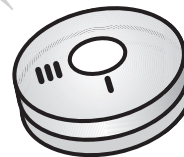
# Fire Safety Scavenger Hunt

Are you Fire Safe just like Firefighter Kyle? Here is a Fire Safety Scavenger Hunt to check and see.

Draw a home fire escape plan and make sure everyone who lives at home sees it. **(10 points)**

Make sure everyone knows where the family meeting place is. **(10 points)**

You have smoke alarms on every level of your home and inside each bedroom. **(10 points)**



Have a grown up help you test all the smoke alarms in your home. **(10 points)**



Have a home fire drill. **(10 points)**



Make sure toys, furniture, papers and other things that can burn are kept away from heaters and the fireplace. **(10 points)**

Clean your room. **(10 points)**

Make sure small appliances like the toaster are unplugged when not in use. **(10 points)**

How many points did you get? \_\_\_\_\_


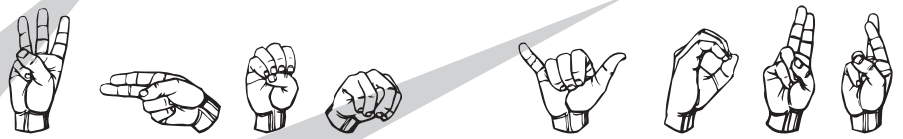
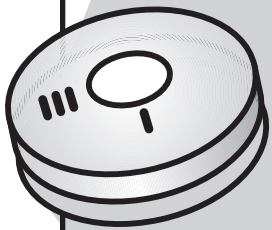
If you got all **80** you are Super Fire Safe! Good for you!

If you got **60-70** points you are making a good effort to be Fire Safe! Keep up the good work!

If you got **50** points or less you are still learning about being Fire Safe. Keep working on it and soon you will be Super Fire Safe.



# Know When to Go



**Key:**

<b>A</b>	<b>B</b>	<b>C</b>	<b>D</b>	<b>E</b>	<b>F</b>	<b>G</b>	<b>H</b>	<b>I</b>	<b>J</b>	<b>K</b>	<b>L</b>	<b>M</b>
<b>N</b>	<b>O</b>	<b>P</b>	<b>Q</b>	<b>R</b>	<b>S</b>	<b>T</b>	<b>U</b>	<b>V</b>	<b>W</b>	<b>X</b>	<b>Y</b>	<b>Z</b>

# Make, and practice, a Fire Escape Plan for your family

The Secret Decoder grid has two columns of letters. The first column is all the letters of the alphabet. The second column is the secret key. Use the Secret Decoder to unscramble the words and help you plan your escape. Then use the decoded story to label each photo.

A	H
B	U
C	R
D	P
E	T
F	I
G	V
H	O
I	C
J	D
K	M
L	Z
M	A
N	S
O	K
P	G
Q	W
R	E
S	J
T	N
U	L
V	F
W	Y
X	X
Y	B
Z	Q

Does your home have an \_\_\_\_\_ in case of a fire? It is important to be prepared so you can act \_\_\_\_\_ if there is ever a fire at your home. Here are some important things to know about making your escape plan.

Be sure that you plan \_\_\_\_\_ of your home and your room. A door should be your first \_\_\_\_\_ and a \_\_\_\_\_ or other door could be your second.

\_\_\_\_\_ should be tested every month. How many smoke alarms does your home have? There should be one near the \_\_\_\_\_ area and another near the \_\_\_\_\_ area. There might be more. That is a good thing.

If your smoke alarm sounds at night, get down and \_\_\_\_\_. Be sure not to stand up and breathe \_\_\_\_\_. Use your escape plan and go to your family \_\_\_\_\_. Everyone should know where to go. A mailbox or a tree is a good meeting place. Count and make sure everyone is out safely.

Go to a \_\_\_\_\_ house and call 9-1-1. You will need to know your \_\_\_\_\_ so the firefighters can find your house.



1. \_\_\_\_\_  
 \_\_\_\_\_  
 \_\_\_\_\_



2. \_\_\_\_\_  
 \_\_\_\_\_  
 \_\_\_\_\_



3. \_\_\_\_\_  
 \_\_\_\_\_  
 \_\_\_\_\_



4. \_\_\_\_\_  
 \_\_\_\_\_  
 \_\_\_\_\_



# What Is Your Choice?

Read each story. Fill in the star next to YOUR best choice.


**Desha is walking home from school and finds a book of matches laying on the ground. What should she do?**



Put the matches in her pocket and keep them for later.

Leave them there for other kids to find.

Take them to an adult so they can put them in a safe place.



**Travis tries to talk his friend, Evan, out of building a camp fire in the woods. Evan will not listen to him and says he knows how to build a fire. What should Travis do?**



Help gather the wood to start the camp fire.

Leave and go play with some other friends.

Tell Evan it is dangerous and go tell an adult right away.



**Kyle is at her grandma's house and sees a lighter on the coffee table, right where her little sister could reach it. What should she do?**



Give it to her grandma to put in a safe place.

Forget about it, her sister is busy playing in the other room.

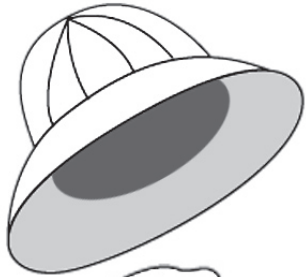
Throw the lighter in the kitchen drawer.



**Make up some safety slogans that might help other kids remember what to do if they find matches or a lighter. Make a poster to illustrate your slogan.**

# Put On Your Thinking Cap!

Have you ever had a problem to solve or a difficult decision to make? Maybe you get angry at someone. Maybe a friend wants you to do something that could get you into trouble. Here is a way you can “think” through a hard decision or problem. Write down an answer to each question below. At the end, you should have the best answer for you!



## Use the following examples.

1. The fire alarm is sounding at your apartment (or a friend's apartment).
2. You see some of your friends playing with matches and lighters.
3. Smoke and flames can be seen coming out of your neighbor's house.



## OBSERVE

What is the problem or the situation?

---

---



## REMEMBER

What has happened in the past with this problem?

---

---



## IMAGINE

What are the different things you can do in this situation?

---

---



## DECIDE


What is the most responsible and respectful thing to do?

---

---



**YOU'RE SAFE!**



You don't light the fire, and tell an adult if they do.

---

**Some friends say it's okay to light a fire in a dumpster.**

---

You believe them and help light the fire.

The fire burns down a house.

A firefighter gets hurt.

You leave quickly so no one will know you were there.

---

**You're playing with matches or a lighter and you start a fire.**

---

You quickly tell an adult or call 9-1-1.

You start a fire that burns you badly.

You use matches and lighters by yourself or with friends.

---

**ARE YOU FIRE SAFE?**

---

You use matches or lighters only if an adult is present to supervise.

Your brother starts a fire with them.

You start a forest fire.

You say no and tell them it isn't safe.

---

**Some friends ask you to play "camping out" and help build a campfire in the woods.**

---

You help build the fire.

You leave them alone.

---

**You see matches or a lighter laying where a child can reach them.**

---

You give them to an adult.

Are You **Fire SAFE?**

Test to see by following this maze from the center of the page to the safe place at the top of the page. Each time you reach a new circle on the path, you must make the correct choice or you won't be safe.

# Feature Firefighter

## Meet Firefighter John Ellis



Firefighters do many different jobs. They put out fires and help people who are sick or hurt. They teach fire safety and inspect buildings to make sure they are safe. Firefighters also answer 911 phone calls in Seattle. This is an important job. These firefighters are called **dispatchers**.

Meet Firefighter John. He is a dispatcher for the Seattle Fire Department. He has been a dispatcher for nine years. His job is to answer phone calls to 911. His job is to send help to you or whoever needs it. It takes a lot of work and concentration to do his job. Firefighter John has to keep track of many things. He

has to keep track of where the firefighters from different fire stations are working in the city. This way he can send the closest firefighters to any emergency call. He has four computer screens and two keyboards to help him keep track of everything.

Firefighter John works as a part of a team. There is a team of four dispatchers every day. They answer the phone for an emergency 300 times every day! That is a lot of phone calls! They work together to make sure people get the help they need.


Firefighter John says, "Listening is an important part of my job." He can listen to many different things at once. To do his job well, he has to pay attention all the time. While the dispatchers are listening to the person calling 911, they are also listening to the firefighters on the radio and to each other.

Listening is an important job for you if you ever need to call 911. The dispatcher will ask you questions. You will need to listen to them and answer carefully. Firefighter John says, "Kids who have to call 911 do a good job. Sometimes they do better than the grown-ups. Kids are good listeners."





# 911 Know How



## Across

- 4.** If you ever have to call 911, you should never \_\_\_\_\_ the phone until you are told to do so.
- 5.** It costs nothing to call 911 from any phone. It is \_\_\_\_\_.
- 6.** These people come if there is a fire emergency.
- 8.** 911 should only be called in an \_\_\_\_\_.
- 9.** These people come if there is a crime.

## Down

- 1.** The 911 dispatcher needs to know your \_\_\_\_\_ to get to an emergency at your home.
- 2.** 911 should be called if there is a car crash where people are \_\_\_\_\_. They might need an ambulance.
- 3.** What is Firefighter John Ellis's job with the Seattle Fire Department?
- 7.** These people come if there is a medical emergency.

- Across**
- 4.** hangup
- 5.** free
- 6.** firefighters
- 8.** emergency
- 9.** police
- Down**
- 1.** address
- 2.** hurt
- 3.** dispatcher
- 7.** medics



For more information, please contact:

**Seattle Fire Department**

Public Education Section

Phone: 206-386-1400

Email: [fireinfo@seattle.gov](mailto:fireinfo@seattle.gov)

Website: [www.seattle.gov/fire](http://www.seattle.gov/fire)